












-  Camera
-  Android 9.0
-  Touchscreen
-  IP67
-  3300 mAh
-  GPS
-  Bluetooth 5.0
-  4G
-  1.2M drop
-  USB-C
-  WIFI Dual Band
-  Warranty 2 Years



**WD1 Watch Scanner**  
Nwear

## Features

### Lightweight and User-friendly

The WD1 watch scanner packs all the latest hardware in a modern design. It compacts an Android 9.0 OS into a light and durable device and a 2.8" capacitive touch screen. The scanner has a customizable side button and shortcuts for different functions making the WD1 convenient and user-friendly. Designed as any conventional smartwatch, the WD1 is familiar to use, simplifying staff training and making performing tasks more intuitive.

### Effortless Hands-Free Scanning

When paired with WD2, WD1 provides a hands-free solution that allows you to scan the items while simultaneously performing other physical tasks. This not only ensures ease of use but also increases overall productivity.

### Strong Connection

WD1 is equipped with Bluetooth 5.0 and WiFi (802.11b/g/n, 2.4


GHz), which both ensure fast and steady connection during data transmission and processing.

### Premium Durability and Versatility

The WD1 is built to withstand dusty environments and inevitable bumps and drops. With an IP67 rating and highly protective Corning glass, the WD1 endures up to 1.2m drops. At the same time, WD1 can resist both hot and cold temperatures, operating under conditions from -20°C up to 50°C. This makes it usable in almost any work environment.

### Exceptional Performance

Armed with a high-performing quad-core processor and 3/32GB memory, the WD1 allows the user to smoothly perform the tasks and handle large amounts of captured data. The 3300mAh battery ensures up to 12 hours of utilization without workflow disruptions.



## Suggested industries



Food & Beverage



Healthcare



Logistics



Manufacturing



Warehousing

# WD1 Watch Scanner Technical specifications

## Performance

|                  |                             |
|------------------|-----------------------------|
| Operating System | Android 9.0                 |
| Processor        | 2.0 GHz quad-core processor |
| Memory RAM       | 3GB                         |
| Memory Flash     | 32GB                        |

## Physical

|                 |   |
|-----------------|---|
| Dimensions (mm) | Dial plate: 77 × 56 mm, Dial plate thickness: 17.8 mm                                 |
| Weight          | 143g  |
| Display         | 2.8" (640 × 480) capacitive touch screen, corning gorilla glass 3 for the dial plate  |
| Keypad          | 2 keys (power key/lock screen key, user-defined key)                                  |
| Interfaces      | USB Type-C connector, OTG not supported   |
| Battery Type    | Lithium-ion polymer battery: 3.8V, 3300mAh (non-removable)                            |
| Notifications   | Vibrator, speaker, and LED  |
| Sensors         | Angular Velocity Sensor, Geomagnetic Sensor, Air Pressure Sensor, Acceleration Sensor |
| Audio           | Speaker *1, dual microphone, noise reduction  |
| Camera          | 13 megapixels, auto focus; LED Flash, support torch mode, support barcode scanning    |
| SIM             | Nano SIM*1  |

## Environmental

|                                |   |
|--------------------------------|---|
| Operating Temperature          | -20°C to 55°C (-4°F to 131°F)                             |
| Storage Temperature            | -30°C to 70°C (-22°F to 158°F)                            |
| Humidity                       | 5% to 95% (non-condensing)                                |
| Electro Static Discharge (ESD) | ±10 kV (air discharge), ±6 kV (direct discharge)          |
| Drop                           | 1.2m drops to concrete (for six sides, one drop per side) |

## Wireless

|             |   |
|-------------|---|
| WWAN RADIO  | 2G: GSM: 900/1800MHz 3G: WCDMA: (B1,B8) 4G: TD-LTE: (B34,B38,B40); FDD-LTE: (B1, B3, B7, B8, B20,B28 a&b) |
| WWLAN Radio | IEEE 802.11 a/b/g/n/ac, 2.4GHz and 5GHz   |
| WPAN RADIO  | Bluetooth 5.0   |
| GPS         | GPS (AGPS), GLONASS, Beidou, Galileo  |

## Accessories

|          |                   |
|----------|-------------------|
| Optional | AC adapter, cable |
|----------|-------------------|

## Software

|                 |        |
|-----------------|--------|
| MDM (certified) | Ndevor |
|-----------------|--------|

## Warranty

|          |         |
|----------|---------|
| Standard | 2 years |
|----------|---------|